


HOW TO MEASURE FOR CURTAINS

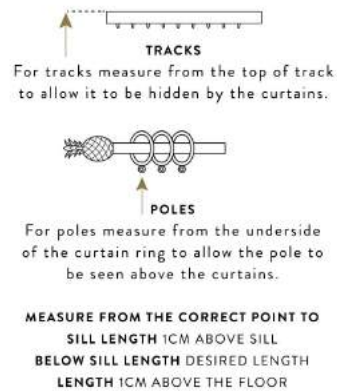
WIDTH

Measure the track or pole, not the window itself.



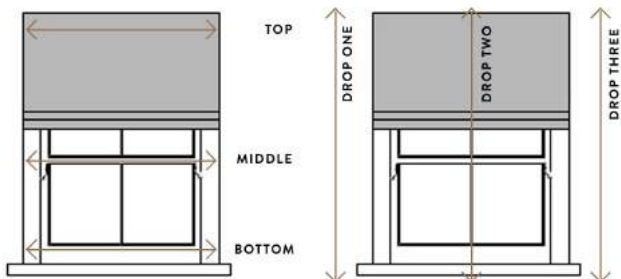
DROP

Maximum depth of track is 3.5cm from top of track to bottom of glider.



HOW TO MEASURE FOR BLINDS

INSIDE A WINDOW RECESS



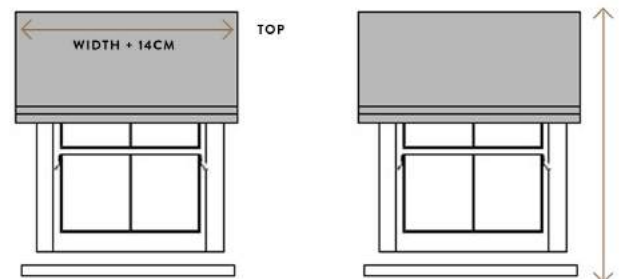
WIDTH

For all other blinds, measure the width at the top, middle and bottom of the recess. If there is a difference, record the smallest measurement to ensure that the blind does not snag on the recess when lowered.

DROP

Measure the length at both sides and middle of the recess. If there is a difference, order using the smallest measurement to ensure the blind hangs freely.

OUTSIDE A WINDOW RECESS



WIDTH

Measure the width at the top of the window recess, and add a minimum of 7cms each side (14cms in total) for the blind to overlap the window.

DROP

Measure from the required position above the window down to the required length.